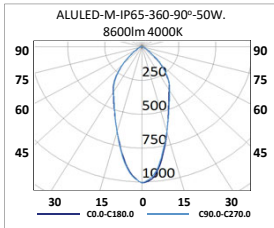




INDUSTRIAL / DECORATIVE SUSPENDED • LED

INDUSTRIAL / DECORATIVE SUSPENDED LED
ALULED-M-IP65-360-90°



ALULED-M-IP65-360-90°

SIZE
M



BEAM ANGLE 50°

OPTIMUM USE
UP TO 5-6mts

REPLACE UP TO
>70W HIT

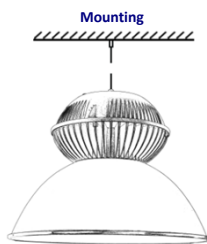
Mounting	Suspended.
Light source	LED compact modules COB: RIDONIC.
Optical system	Reflector 90°, under request optic 30°.
Light distribution	Direct.
Wiring	Driver: Tridonic PF>0,95 (EEI=A++). Possibility of incorporating dimmable electronic control gear (DALI) and/or light sensor and/or presence.
Material	Body: Die cast aluminium LM6+AZKO NOVEL with very high heat dissipation, with stainless steel screws. Reflector: Aluminium. Cover: Microprismatic anti glare tempered glass.
Surface finish	Body/reflector: Dark grey anthracite (standard color), under request any other RAL requested (see ALULED/COLOR model). Cover: Microprismatic (under request transparent polycarbonate).
Benefits	LED luminaire with integrated electronic control gear. Color rendering index Ra>90/80. Average service life > 50.000 hours. Passive cooling. Maintenance-optimised design. No infrared or UV radiation. Installation without dismantling luminaire. Access to the IP68 connector from the outside.



Quick connector included

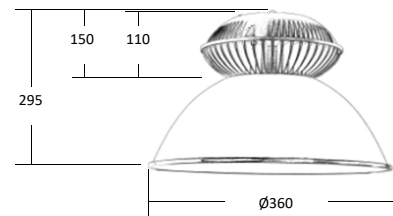


Saving 70% mounting time.



RECOMMENDED HEIGHT FOR MOUNTING

UP TO 5-6mts



CODE	REFERENCE	Kg.	Light output lm	Power W	Efficiency LED module + Driver lm/W	Colour temperature CCT (K)	DIMM DALI	Emergency MC-1 MC-3	Replace to lamp
ALL214K0G	ALULED-M-IP65-360-90° 24W. 4100lm/840	(3,5)	4100	24	171	4000	✓	- -	35W. HIT
ALL215K8G	ALULED-M-IP65-360-90° 40W. 6450lm/840	(3,5)	6450	40	162	4000	✓	- -	70W. HIT
ALL217K5GB	ALULED-M-IP65-360-90° 50W. 8600lm/840	(3,5)	8600	50	172	4000	✓	- -	>70W. HIT
ALL214K0GV	ALULED-M-IP65-360-90° 24W. 4100lm/960	(3,5)	4100	24	171	6000	✓	- -	70W. HIT
ALL215K8GV	ALULED-M-IP65-360-90° 40W. 6450lm/960	(3,5)	6450	40	162	6000	✓	- -	70W. HIT
ALL217K5GV	ALULED-M-IP65-360-90° 50W. 8600lm/960	(3,5)	8600	50	172	6000	✓	- -	>70W. HIT

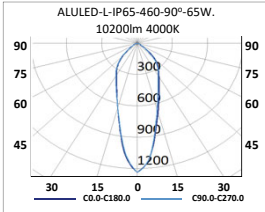
more information in www.lux-may.com

LUX-MAY reserves the right to change product characteristics without notice.



INDUSTRIAL / DECORATIVE SUSPENDED • LED

INDUSTRIAL / DECORATIVE SUSPENDED LED
ALULED-L-IP65-460-90°



SIZE
L



BEAM ANGLE 50°
OPTIMUM USE
UP TO 5-8mts
REPLACE
>250W HIT

ALULED-L-IP65-460-90°

Mounting	Suspended.
Light source	LED compact modules COB: RIDONIC.
Optical system	Reflector 90°, under request optic 30°.
Light distribution	Direct.
Wiring	Driver: Tridonic PF>0,95 (EEI=A++). Possibility of incorporating dimmable electronic control gear (DALI) and/or light sensor and/or presence and/or emergency Kit (1 hour).
Material	Body: Die cast aluminium LM6+AZKO NOVEL with very high heat dissipation, with stainless steel screws. Reflector: Aluminium. Cover: Microprismatic anti glare tempered glass.
Surface finish	Body/reflector: Dark grey anthracite (standard color), under request any other RAL requested (see ALULED/COLOR model). Cover: Microprismatic (under request transparent polycarbonate).
Benefits	LED luminaire with integrated electronic control gear. Color rendering index Ra>90/80. Average service life > 50.000 hours. Passive cooling. Maintenance-optimised design. No infrared or UV radiation. Installation without dismantling luminaire. Access to the IP68 connector from the outside.

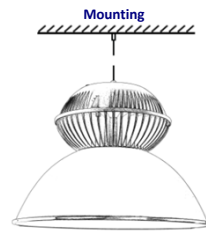


20400 lm
172 lm/W
80 Ra

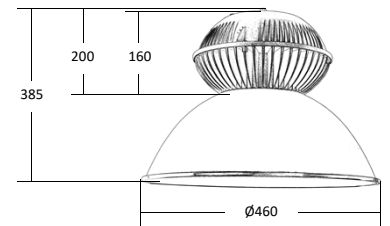
Quick connector included



Saving 70% mounting time.



RECOMMENDED HEIGHT FOR MOUNTING
UP TO 5-8mts



CODE	REFERENCE	Kg.	Light output lm	Power W	Efficiency LED module + Driver lm/W	Colour temperature CCT (K)	DIMM DALI	Emergency MC-1 MC-3	Replace to lamp
ALL319KOG	ALULED-L-IP65-460-90° 65W. 10200lm/840	(6,4)	10200	65	157	4000	✓	✓ -	100W. HIT
ALL3110KG	ALULED-L-IP65-460-90° 75W. 11900lm/840	(6,4)	11900	75	159	4000	✓	✓ -	150W. HIT
ALL3111KG	ALULED-L-IP65-460-90° 80W. 12900lm/840	(6,4)	12900	80	162	4000	✓	✓ -	250W. HIT
ALL3115KG	ALULED-L-IP65-460-90° 100W. 17200lm/840	(6,4)	17200	100	172	4000	✓	✓ -	>250W. HIT
ALL3118KG	ALULED-L-IP65-460-90° 130W 20400lm/840	(6,4)	20400	130	157	4000	✓	✓ -	400W. HIT
ALL319KOGV	ALULED-L-IP65-460-90° 65W. 10200lm/960	(6,4)	10200	65	157	6000	✓	✓ -	100W. HIT
ALL3110KGV	ALULED-L-IP65-460-90° 75W. 11900lm/960	(6,4)	11900	75	159	6000	✓	✓ -	150W. HIT
ALL3111KGV	ALULED-L-IP65-460-90° 80W. 12900lm/960	(6,4)	12900	80	162	6000	✓	✓ -	250W. HIT
ALL3115KGV	ALULED-L-IP65-460-90° 100W. 17200lm/960	(6,4)	17200	100	172	6000	✓	✓ -	>250W. HIT
ALL3118KGV	ALULED-L-IP65-460-90° 130W 20400lm/960	(6,4)	20400	130	157	6000	✓	✓ -	400W. HIT

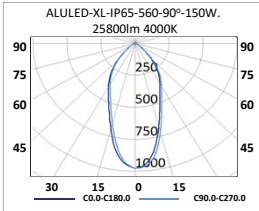
more information in www.lux-may.com

LUX-MAY reserves the right to change product characteristics without notice.



INDUSTRIAL / DECORATIVE SUSPENDED • LED

INDUSTRIAL / DECORATIVE SUSPENDED LED
ALULED-XL-IP65-560-90°



SIZE
XL



BEAM ANGLE 50°
OPTIMUM USE
UP TO 5-12mts
REPLACE
>400W HIT

ALULED-XL-IP65-560-90°

Mounting	Suspended.
Light source	LED compact modules COB: TRIDONIC.
Optical system	Reflector 90°, under request optic 30°.
Light distribution	Direct.
Wiring	Driver: Tridonic PF>0,95 (EEL=A++). Possibility of incorporating dimmable electronic control gear (DALI) and/or light sensor and/or presence and/or emergency Kit (1 hour).
Material	Body: Die cast aluminium LM6+AZKO NOVEL with very high heat dissipation, with stainless steel screws. Reflector: Aluminium. Cover: Microprismatic anti glare tempered glass.
Surface finish	Body/reflector: Dark grey anthracite (standard color), under request any other RAL requested (see ALULED/COLOR model). Cover: Microprismatic (under request transparent polycarbonate).
Benefits	LED luminaire with integrated electronic control gear. Color rendering index Ra>90/80. Average service life > 50.000 hours. Passive cooling. Maintenance-optimised design. No infrared or UV radiation. Installation without dismantling luminaire. Access to the IP68 connector from the outside.

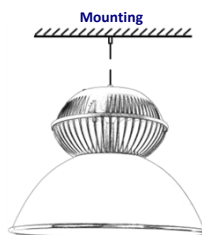


34400 lm
179 lm/W
80 Ra

Quick connector included

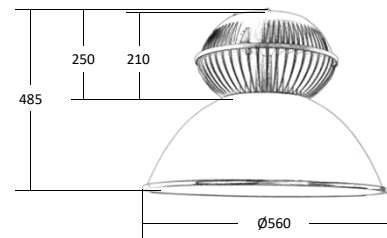


Saving 70% mounting time.



RECOMMENDED HEIGHT FOR MOUNTING

BETWEEN 5-12mts



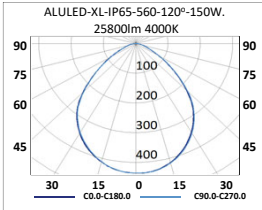
220-240V 50-60Hz LED ECG EEL=A++ F IP65 min 8-20°C max 40°C

CODE	REFERENCE	Kg.	Light output lm	Power W	Efficacy lm/W	Colour temperature CCT (K)	DIMM DALI	Emergency MC-1 MC-3	Replace to lamp
ALL4118KG	ALULED-XL-IP65-560-90° 130W. 20400lm/840	(12,2)	20400	130	157	4000	✓	✓ ✓	400W. HIT
ALL4122KG	ALULED-XL-IP65-560-90° 150W. 25800lm/840	(12,2)	25800	150	172	4000	✓	✓ ✓	>400W. HIT
ALL4126KG	ALULED-XL-IP65-560-90° 170W. 30400lm/840	(12,2)	30400	170	179	4000	✓	✓ ✓	>400W. HIT
ALL4130KG	ALULED-XL-IP65-560-90° 200W 34400lm/840	(12,2)	34400	200	172	4000	✓	✓ ✓	>400W. HIT
ALL4118KGV	ALULED-XL-IP65-560-90° 130W. 20400lm/960	(12,2)	20400	130	157	6000	✓	✓ ✓	400W. HIT
ALL4122KGV	ALULED-XL-IP65-560-90° 150W. 25800lm/960	(12,2)	25800	150	172	6000	✓	✓ ✓	>400W. HIT
ALL4126KGV	ALULED-XL-IP65-560-90° 170W. 30400lm/960	(12,2)	30400	170	179	6000	✓	✓ ✓	>400W. HIT
ALL4130KGV	ALULED-XL-IP65-560-90° 200W 34400lm/960	(12,2)	34400	200	172	6000	✓	✓ ✓	>400W. HIT



INDUSTRIAL / DECORATIVE SUSPENDED • LED

INDUSTRIAL / DECORATIVE SUSPENDED LED
ALULED-XL-IP65-560-120°




SIZE
XL



BEAM ANGLE 100°
OPTIMUM USE
UP TO 6-7mts
REPLACE
>400W HIT

ALULED-XL-IP65-560-120°

Mounting	Suspended.
Light source	LED compact modules COB: TRIDONIC.
Optical system	Reflector 120°.
Light distribution	Direct.
Equipo eléctrico	Driver: Tridonic PF>0,95 (EEI=A++). Possibility of incorporating dimmable electronic control gear (DALI) and/or light sensor and/or presence and/or emergency Kit (1 or 3 hours).
Material	Body: Die cast aluminium LM6+AZKO NOVEL with very high heat dissipation, with stainless steel screws. Reflector: Aluminium. Cover: Microprismatic anti glare tempered glass.
Surface finish	Body/reflector: Dark grey anthracite (standard color), under request any other RAL requested (see ALULED/COLOR model). Cover: Microprismatic (under request transparent polycarbonate).
Benefits	LED luminaire with integrated electronic control gear. Color rendering index Ra>90/80. Average service life > 50.000 hours. Passive cooling. Maintenance-optimised design. No infrared or UV radiation. Installation without dismantling luminaire. Access to the IP68 connector from the outside.

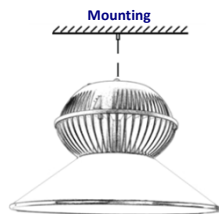


34400 lm
Efficacy up to 179 lm/W
80 Ra
Color rendering index

Quick connector included

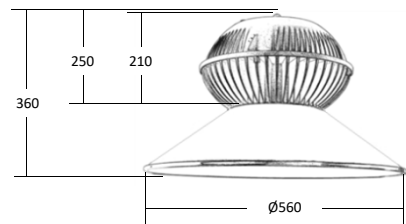


Saving 70% mounting time.



RECOMMENDED HEIGHT FOR MOUNTING

UP TO 6-7mts



CODE	REFERENCE	Kg.	Light output	Power	Efficacy	Colour	DIMM	Emergency		Replace to lamp
								W	LED module+driver	
ALL5118KG	ALULED-XL-IP65-560-120° 130W. 20400lm/840 TR EU	(12,2)	20400	130	157	4000	✓	✓	✓	400W. HIT
ALL5122KG	ALULED-XL-IP65-560-120° 150W. 25800lm/840 TR EU	(12,2)	25800	150	172	4000	✓	✓	✓	>400W. HIT
ALL5126KG	ALULED-XL-IP65-560-120° 170W. 30400lm/840 TR EU	(12,2)	30400	170	179	4000	✓	✓	✓	>400W. HIT
ALL5130KG	ALULED-XL-IP65-560-120° 200W 34400Lm/840 TR EU	(12,2)	34400	200	172	4000	✓	✓	✓	>400W. HIT
ALL5118KGV	ALULED-XL-IP65-560-120° 130W. 20400lm/960 TR EU	(12,2)	20400	130	157	6000	✓	✓	✓	400W. HIT
ALL5122KGV	ALULED-XL-IP65-560-120° 150W. 25800lm/960 TR EU	(12,2)	25800	150	172	6000	✓	✓	✓	>400W. HIT
ALL5126KGV	ALULED-XL-IP65-560-120° 170W. 30400lm/960 TR EU	(12,2)	30400	170	179	6000	✓	✓	✓	>400W. HIT
ALL5130KGV	ALULED-XL-IP65-560-120° 200W 34400Lm/960 TR EU	(12,2)	34400	200	172	6000	✓	✓	✓	>400W. HIT

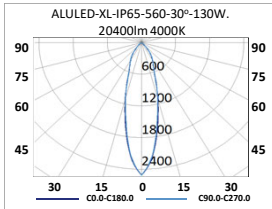
more information in www.lux-may.com

LUX-MAY reserves the right to change product characteristics without notice.



INDUSTRIAL SUSPENDED "GREAT HEIGHTS" • LED

INDUSTRIAL / DECORATIVE SUSPENDED LED
ALULED-XL-IP65-560-30°



SIZE XL




BEAM ANGLE 30°

OPTIMUM USE FROM 10-12mts

REPLACE >400W HIT

ALULED-XL-IP65-560-30°

Mounting	Suspended.
Light source	LED compact modules COB: TRIDONIC.
Optical system	Optic 30°.
Light distribution	Direct.
Wiring	Driver: Tridonic PF>0,95 (EEI=A++). Possibility of incorporating dimmable electronic control gear (DALI) and/or light sensor and/or presence and/or emergency Kit (1 or 3 hours).
Material	Body: Die cast aluminium LM6+AZKO NOVEL with very high heat dissipation, with stainless steel screws. Reflector: Aluminium. Cover: Microprismatic anti glare tempered glass.
Surface finish	Body/reflector: Dark grey anthracite (standard color), under request any other RAL requested (see ALULED/COLOR model). Cover: Microprismatic (under request transparent polycarbonate).
Benefits	LED luminaire with integrated electronic control gear. Color rendering index Ra>90/80. Average service life > 50.000 hours. Passive cooling. Maintenance-optimised design. No infrared or UV radiation.



Installation without dismantling luminaire. Access to the IP68 connector from the outside.



Optic 30°

Quick connector included



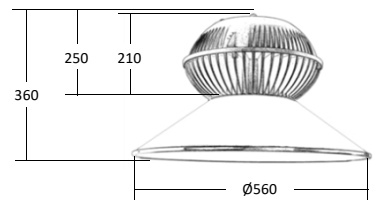
Saving 70% Mounting time.

Mounting



RECOMMENDED HEIGHT FOR MOUNTING

FROM 10-12mts



CODE	REFERENCE	Kg.	Light		Efficacy	Colour	DIMM	Emergency		Replace
			output	Power				DALI	MC-1	
			lm	W	lm/W	CCT (K)				
ALL6118KG	ALULED-XL-IP65-560-30° 130W. 20400lm/840	(12,2)	20400	130	157	4000	✓	✓	✓	400W. HIT
ALL6122KG	ALULED-XL-IP65-560-30° 150W. 25800lm/840	(12,2)	25800	150	172	4000	✓	✓	✓	>400W. HIT
ALL6126KG	ALULED-XL-IP65-560-30° 170W. 30400lm/840	(12,2)	30400	170	179	4000	✓	✓	✓	>400W. HIT
ALL6118KGV	ALULED-XL-IP65-560-30° 130W. 20400lm/960	(12,2)	20400	130	157	6000	✓	✓	✓	400W. HIT
ALL6122KGV	ALULED-XL-IP65-560-30° 150W. 25800lm/960	(12,2)	25800	150	172	6000	✓	✓	✓	>400W. HIT
ALL6126KGV	ALULED-XL-IP65-560-30° 170W. 30400lm/960	(12,2)	30400	170	179	6000	✓	✓	✓	>400W. HIT

more information in www.lux-may.com

LUX-MAY reserves the right to change product characteristics without notice.