

NT55/OPT1

ES

Montaje: Integrado en carril.
Fuente de luz: Módulos lineales LED SMD.
 Temperatura de color 4000K.
 Disponible, 3000K.
Sistema óptico: Óptica estándar, 80°. Disponible, 50°.
Distribución luminosa: Directa.
Equipo eléctrico: Equipo de control electrónico. PF>0,95.
 Disponible, regulable DALI y/o kit de emergencia (1-3 h).
Materiales: Cuerpo: Perfil de aluminio extruido.
 Difusor: Óptica de 80°, 50°.
Acabado: Color blanco RAL 9003. Disponible, gris RAL 9006, negro RAL 9005.

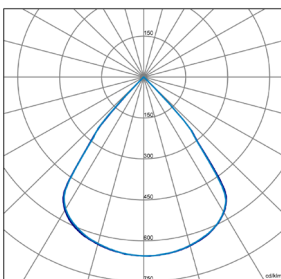


EN


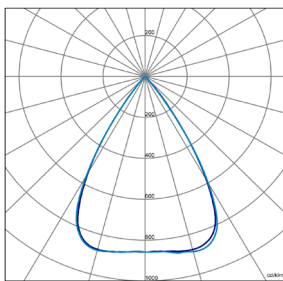
Mounting: Integrated in track.
Light source: LED linear modules SMD.
 Temperature color 4000K.
 Available, 3000K.
Optical system: Standard lens 80°. Available, 50°.
Light distribution: Direct.
Electrical equipment: Electronic control gear. PF>0,95.
 Available, dimmable DALI and/or emergency kit (1-3 h).
Materials: Body: Extruded aluminum profile.
 Diffuser: Lenses 80°, 50°.
Surface finish: White color RAL 9003.
 Available, grey RAL 9006, black RAL 9005.



ESTANDAR | STANDARD
 NT55/OPT1-80°-2810-63W




NT55/OPT1-50°-2810-63W



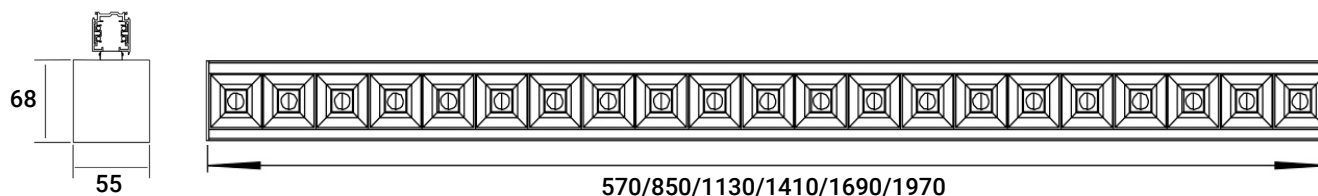
NT55/OPT1

ESTANDAR COLOR BLANCO | BAJO CONSULTA/UNDER REQUEST
 STANDARD WHITE COLOR | TUNABLE WHITE

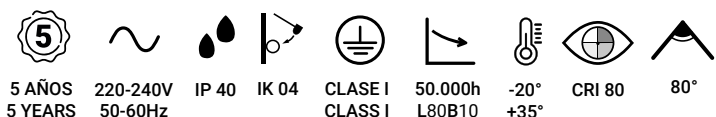


BAJO CONSULTA/UNDER REQUEST
 Acabado de ópticas en color blanco o negro.
 Lenses finish in white or black.





ESTANDAR/STANDARD



DISPONIBLE/AVAILABLE



CONFIGURACION ONLINE
ONLINE CONFIGURATION



Código Code	Referencia Reference	Kg Kg	Potencia Power	Lúmenes Lumens	Eficiencia Efficiency	CCT (K) CCT (K)
----------------	-------------------------	----------	-------------------	-------------------	--------------------------	--------------------

INTEGRACION EN CARRIL TRIFASICO DE 3 POLOS - INTEGRATION INTO 3 PINES THREE PHASE TRACK

N50032K0BI	NT55/OPT1-80°-290-13W 2000lm/840+ADAPTADOR CARRIL/RAIL ADAPTER	1,2	13W	2000	154 lm/W	4000
N50333K8BI	NT55/OPT1-80°-1130-25W 3800lm/840+ADAPTADOR CARRIL/RAIL ADAPTER	2,8	25W	3800	152 lm/W	4000
N50434K7BI	NT55/OPT1-80°-1410-31W 4750lm/840+ADAPTADOR CARRIL/RAIL ADAPTER	3,7	31W	4750	153 lm/W	4000
N50535K7BI	NT55/OPT1-80°-1690-38W 5700lm/840+ADAPTADOR CARRIL/RAIL ADAPTER	4,5	38W	5700	150 lm/W	4000
N50636K6BI	NT55/OPT1-80°-1970-44W 6650lm/840+ADAPTADOR CARRIL/RAIL ADAPTER	5,4	44W	6650	151 lm/W	4000
N50737K6BI	NT55/OPT1-80°-2250-50W 7600lm/840+ADAPTADOR CARRIL/RAIL ADAPTER	6,7	50W	7600	152 lm/W	4000
N50838K5BI	NT55/OPT1-80°-2530-57W 8500lm/840+ADAPTADOR CARRIL/RAIL ADAPTER	7,2	57W	8500	149 lm/W	4000
N50939K5BI	NT55/OPT1-80°-2810-63W 9500lm/840+ADAPTADOR CARRIL/RAIL ADAPTER	8,1	63W	9500	151 lm/W	4000

INTEGRACION EN CARRIL TRIFASICO DE 3 POLOS - INTEGRATION INTO 3 PINES THREE PHASE TRACK

N50032K0BJ	NT55/OPT1-80°-290-13W 2000lm/840+ADAPTADOR CARRIL/RAIL ADAPTER	1,2	13W	2000	154 lm/W	4000
N50333K8BJ	NT55/OPT1-80°-1130-25W 3800lm/840+ADAPTADOR CARRIL/RAIL ADAPTER	2,8	25W	3800	152 lm/W	4000
N50434K7BJ	NT55/OPT1-80°-1410-31W 4750lm/840+ADAPTADOR CARRIL/RAIL ADAPTER	3,7	31W	4750	153 lm/W	4000
N50535K7BJ	NT55/OPT1-80°-1690-38W 5700lm/840+ADAPTADOR CARRIL/RAIL ADAPTER	4,5	38W	5700	150 lm/W	4000
N50636K6BJ	NT55/OPT1-80°-1970-44W 6650lm/840+ADAPTADOR CARRIL/RAIL ADAPTER	5,4	44W	6650	151 lm/W	4000
N50737K6BJ	NT55/OPT1-80°-2250-50W 7600lm/840+ADAPTADOR CARRIL/RAIL ADAPTER	6,7	50W	7600	152 lm/W	4000
N50838K5BJ	NT55/OPT1-80°-2530-57W 8500lm/840+ADAPTADOR CARRIL/RAIL ADAPTER	7,2	57W	8500	149 lm/W	4000
N50939K5BJ	NT55/OPT1-80°-2810-63W 9500lm/840+ADAPTADOR CARRIL/RAIL ADAPTER	8,1	63W	9500	151 lm/W	4000













ACCESORIOS DISPONIBLES/AVAILABLE ACCESSORIES

REGULACION/DIMING DALI T.COLOR 3000K, 4000K OPTICA/LENS 50° FLORON DECORATIVO/DECORATIVE CEILING BASE

BAJO CONSULTA/UNDER REQUEST TUNABLE WHITE

ACCESORIOS | ACCESSORIES

DE CARRIL TRIFÁSICO DE 3 O 5 POLOS/THREE-PHASE TRACK 3 OR 5 PINES

CARRIL EMPOTRADO RECESSED TRACK	CODIGO/CODE 3 POLOS/ 3 PINES	CODIGO/CODE 5 POLOS/ 5 PINES	CARRIL ADOSADO SURFACE TRACK	CODIGO/CODE 3 POLOS/ 3 PINES	CODIGO/CODE 5 POLOS/ 5 PINES
	<u>ZIPCE23PB</u> Carril empotrado Recessed electrified track 2 m	<u>ZIPCE25PB</u> Carril empotrado Recessed electrified track 2 m		<u>ZIPCS23PB</u> Carril adosado Surface electrified track 2 m	<u>ZIPCS25PB</u> Carril empotrado Surface electrified track 2 m
	<u>ZIPCE33PB</u> Carril empotrado Recessed electrified track 3 m	<u>ZIPCE35PB</u> Carril empotrado Recessed electrified track 3 m		<u>ZIPCS33PB</u> Carril adosado Surface electrified track 3 m	<u>ZIPCS35PB</u> Carril empotrado Surface electrified track 3 m
	DERECHO/ RIGHT <u>ZIPAD3PB</u> IZQUIERDO/LEFT <u>ZIPAI3PB</u> Alimentador final derecho/izquierdo Final connection right/left	DERECHO/ RIGHT <u>ZIPAD5PB</u> IZQUIERDO/LEFT <u>ZIPAI5PB</u> Alimentador final derecho/izquierdo Final connection right/left		<u>ZIPUC3PB</u> Unión interna carril Track internal joint	<u>ZIPUC5PB</u> Unión interna carril Track internal joint
	<u>ZIPUL3PB</u> Unión en "L" carril "L" track joint	<u>ZIPUL5PB</u> Unión en "L" carril "L" track joint		<u>ZIPUT3PB</u> Unión en "T" carril "T" track joint	<u>ZIPUT5PB</u> Unión en "T" carril "T" track joint
	<u>ZIPUX3PB</u> Unión en "X" carril "X" track joint	<u>ZIPUX5PB</u> Unión en "X" carril "X" track joint		<u>ZIPUF3PB</u> Pieza unión codo flexible carril Flexible track joint	<u>ZIPUF5PB</u> Pieza unión codo flexible carril Flexible track joint
	<u>ZIPSUSB</u> Set de suspensión Suspension set			<u>ZIPTFB</u> Tapa final Last cover	

